



FEEDBACK REPORT

**REPORT ON FEEDBACK ANALYSIS
ABOUT INSTITUTIONAL PERFORMANCE**

2023-24

2023

Mankar College

PREPARED BY:

**Academic Committee
Mankar College**




Table of Content

STUDENTS FEEDBACK

03

DATA COLLECTION FOR 2023-24

04

METHODOLOGY

05

RESULT OF STUDENTS' RESPONSES

06

FEEDBACK ANALYSIS

07

ACTION TAKEN

10

Student' Feedback

about

College Teaching Learning, College Infrastructure & Allied Activities

Feedback is crucial for students, faculty, and institutions to enhance teaching quality and student satisfaction. Mankar College has a feedback system to gather students' thoughts on their educational experiences. The feedback is divided into two main areas. First, students assess individual teachers. They rate factors like teaching effectiveness, punctuality, subject knowledge, and how well teachers engage students. This helps the institution understand each teacher's strengths and areas for improvement. The second area collects students' opinions about the college overall. This includes evaluating the quality of teaching facilities, the range of cultural activities available, and support services.

By reviewing these factors, Mankar College aims to create a supportive educational environment for students. Students provide their opinions through Google Forms, making it easy to share feedback. The Academic Committee analyzes this information to identify strengths and areas for improvement, demonstrating the college's commitment to fostering a supportive learning environment.



Data Collection for **2023-24**

A total of 506 students participated in the feedback process, representing both honours teaching departments and general course programs. Their responses give important insights into how well the institution performs across 22 specific areas, grouped into five main categories. These dimensions are – teaching-learning aspects, teaching-learning infrastructure, extra-curricular activities & facilities, additional support & institutional infrastructure and social activities at the college campus. Among the 16 honours departments, seven offer practical papers in Geography, Computer Science, Nutrition, Mathematics, Chemistry, Physical Education, and Commerce. As a result, students from these departments specifically assessed the timeliness of practical work (Sl. No. 3), the adequacy of laboratory infrastructure (Sl. No. 6), and the availability of computer facilities (Sl. No. 7). All other parameters were evaluated by students from various departments, ensuring a complete feedback collection that reflects the diverse experiences within the institution.

Methodology



To judge these aspects, rating scale technique has been adopted with five different points – excellent, good, fair, poor and very poor. For proper quantification, arithmetic scale (5, 4, 3, 2 and 1) has been assigned against this five point scale, five (5) for ‘excellent’, four (4) for ‘good’ and so on. Different numbers (n5 for ‘excellent’, n4 for ‘good’ and so on) of opinions have been quantified with the help of the following equation. Total score of ‘Understanding of the Course’ = $(5 \times n5 + 4 \times n4 + 3 \times n3 + 2 \times n2 + 1 \times n1) / N$. Thereafter all the derived scores have been presented in the table no. 1 and has been used for evaluation.



Result of Students' Responses about Institutional Overall Performance

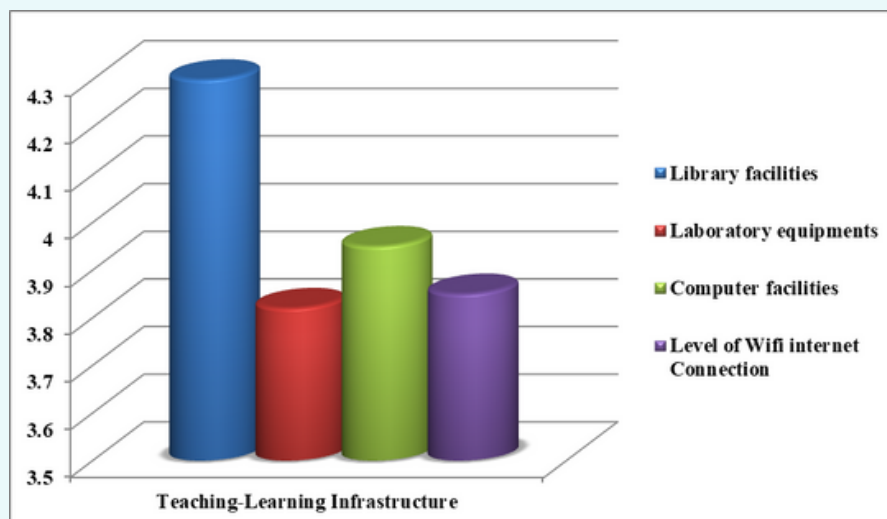
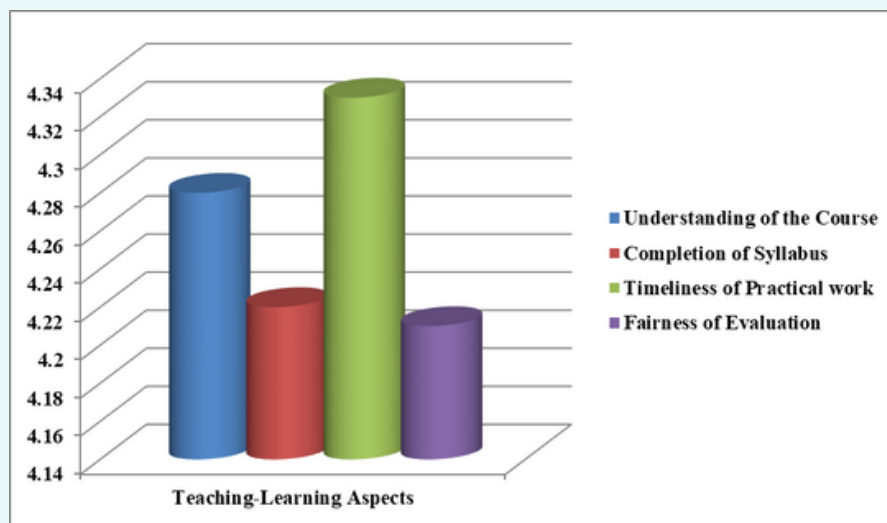


Sl no	Parameters	Dimensions	Excellent (5)	Good (4)	Fair (3)	Poor (2)	Very Poor (1)	Total	Score
1	Understanding of the Course	Teaching-Learning Aspects	179	296	26	4	1	506	4.28
2	Completion of Syllabus		161	309	27	4	5	506	4.22
3	Timeliness of Practical work		49	44	9	0	2	104	4.33
4	Fairness of Evaluation		157	314	25	6	4	506	4.21
5	Library facilities	Teaching-Learning Infrastructure	195	278	23	9	1	506	4.30
6	Laboratory equipments		40	11	50	0	3	104	3.82
7	Computer facilities		37	43	12	6	6	104	3.95
8	Level of Wifi internet Connection		111	283	59	31	22	506	3.85
9	Recreation facilities	Extra Curricular Activities and Facilities	130	320	38	12	6	506	4.10
10	Extra-curricular activities		136	334	27	5	4	506	4.17
11	Sports facilities		184	281	28	7	6	506	4.25
12	Career counseling	Additional Support and Institutional Infrastructure	131	324	33	15	3	506	4.12
13	Financial aids and Scholarship		134	308	38	20	6	506	4.08
14	Canteen facilities and drinking water facilities		193	274	28	8	3	506	4.28
15	Redressal of grievances		101	336	46	14	9	506	4.00
16	Commuting facilities	Social Activities at College Campus	109	326	37	22	12	506	3.98
17	NSS activities		151	326	25	3	0	506	4.23
18	NCC activities		167	311	24	1	3	506	4.26
19	Extension activities		159	324	19	2	2	506	4.26
20	Campus cleanliness		171	303	23	3	6	506	4.25



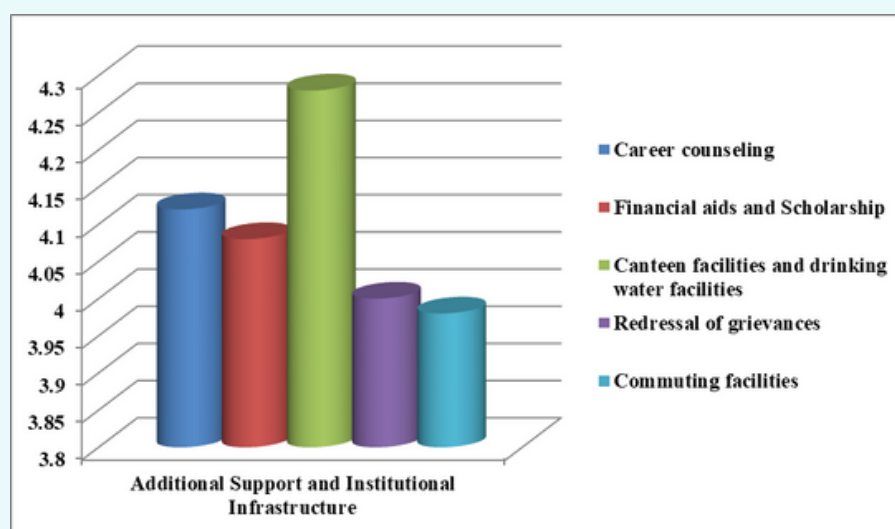
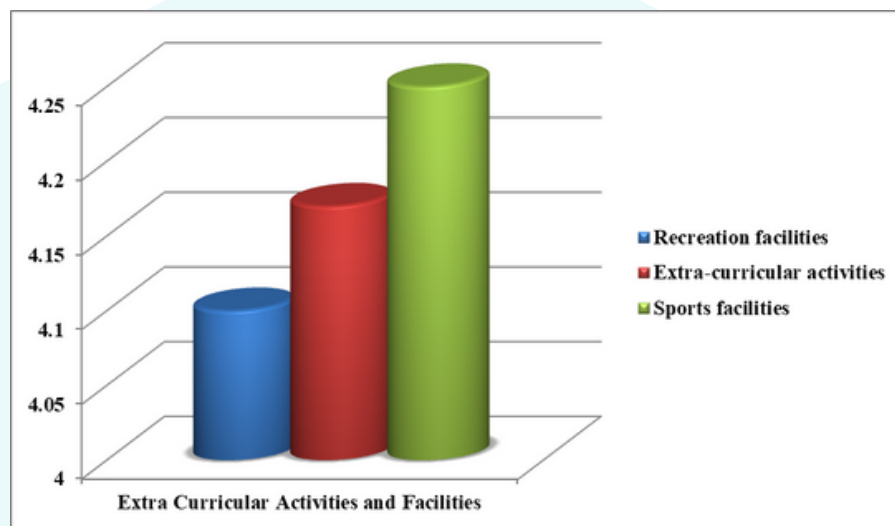
Feedback Analysis

The feedback report for the academic session 2023-24, based on responses from 506 students, highlights overall positive experiences across five dimensions: teaching-learning aspects, infrastructure, extracurricular activities, institutional support, and social activities.



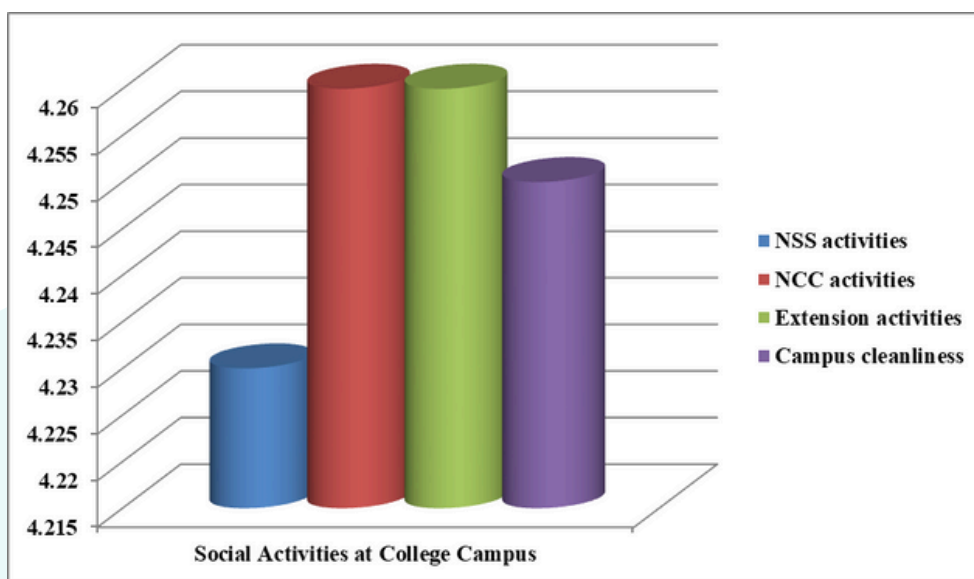


Feedback Analysis





Feedback Analysis



The evaluation of student feedback indicates that responses are generally satisfactory across all parameters, with the composite score remaining above four (Good) in all instances except for four. However, there are minor variations among the parameters. Students rated Timeliness of Practical Work highest (4.33), while Laboratory Equipment scored lowest (3.82), indicating the need for improvement in lab resources. Teaching-learning parameters like Understanding of the Course (4.28) and Fairness of Evaluation (4.21) were rated highly, reflecting effective academic practices. Infrastructure feedback showed strong satisfaction with Library Facilities (4.30) and Canteen Facilities (4.28), but moderate scores for Wi-Fi (3.85) and Computer Facilities (3.95) suggest scope for technological upgrades. Extracurricular activities, including Sports Facilities (4.25), were well-received, while Career Counseling (4.12) and Grievance Redressal (4.00) require slight enhancements. High ratings for NSS, NCC, and campus cleanliness (4.25 each) indicate active student engagement and a well-maintained campus. Recommendations include improving lab and IT infrastructure, enhancing student support services, and maintaining excellence in teaching and extracurricular activities. The overall average score of 4.17 reflects a strong student satisfaction level.



Action Taken

1. Immediate steps have been initiated to upgrade laboratory equipment and resources for practical-based departments. A significant portion of the budget from RUSA 2.0 has been designated for libraries, laboratories, and other areas to cater to student needs.
2. Measures have been taken to improve Wi-Fi connectivity across the campus. Plans are underway to expand computer facilities by increasing the number of available systems and upgrading existing ones to meet student needs. It has already been determined to acquire new computers and projectors, using the RUSA 2.0 funds, taking into consideration the feedback from students.
3. Additional career counseling sessions have been scheduled, including workshops and seminars with industry professionals. Dedicated personnel have been assigned to guide students effectively in career planning.
4. Recreational and sports facilities are being further developed by introducing new equipment and expanding activity options. More opportunities for student engagement in cultural and extension activities are being planned.
5. Efforts have been made to simplify the scholarship application process, and awareness drives have been initiated to ensure all eligible students are informed about financial aid opportunities.

The actions show the college's commitment to addressing concerns and improving the student experience. Mankar College strives to create an environment that promotes learning, personal growth, and student satisfaction.

Thank You